

MULTI TROLLEY WORKER 6.0

Assembly and Use




Multi Trolley

Smart • Simple • Safe

Patent protected

Contents

- 1x Frame with 4x locknut
- 4x Wheel
- 2x Fixed support poles 16.5"
- 2x Adjustable support posts 22"
- 2x Adjustable support posts 30"
- 4x Mounting brackets for adjustable support posts
- 4x Adjustable handle




Assembly

For quick and easy assembly, follow these instructions:




Attach mounting plates either side of frame.



Ensure these are properly mounted and tightened.



Turn handle to adjust post.
Press button to adjust handle positioning only.


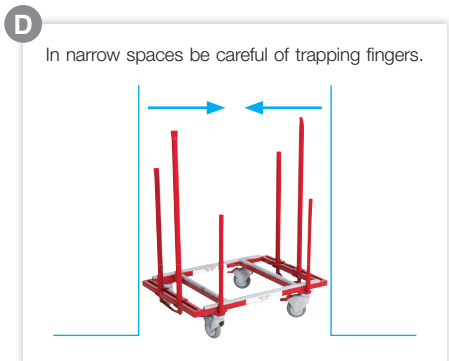
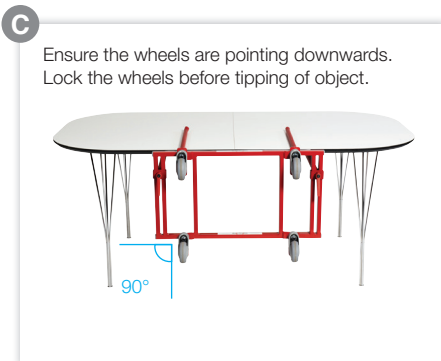


Ensure locknut is screwed securely before use
19mm wrench.

Keep assembly and user manual for future reference.

Use

Before use check mountings of wheels, fixed support poles and adjustable support posts. For secure use observe the following points below:



MULTI TROLLEY WORKER 6.0

Technical Specifications

Height: 31"

Width: 20.5"

Adjustable posts: 30" and 22"

Fixed posts: 16.5"

Weight: 35 lbs

MULTI TROLLEY WORKER 6.0

Applications

Recommended post length

	Fixed pole 16.5 inches	Adjustable post 22 inches	Adjustable post 30 inches	Adjustable post 38 inches
Desk	✓		✓	
Table	✓		✓	
Conference table, large	✓			✓
Conference table, small	✓		✓	
Bed	✓		✓	
Bed, King Size	✓			✓
Sofa	✓	✓		
Whiteboard, large	✓			✓
Whiteboard, small	✓		✓	
Door		✓*		✓
Panel		✓*		✓
Folding table		✓*		✓
Cabinet, bookshelf, etc.	No posts or poles required			

* Replaces Fixed poles 16.5 in.